

1400  
1300



# BIGANTO NOVA

✉ [info@biganto.org](mailto:info@biganto.org)  
☎ +917738202795  
🌐 [www.biganto.org](http://www.biganto.org)

📍 Plot- 27/28, Phase IV,  
Udyog Vihar, Sector 18,  
Gurugram, Haryana 122001

# COURSE DESCRIPTION

BIGANTO NOVA is a comprehensive educational program designed to cultivate thorough proficiency in the Indian capital markets. This program covers technical analysis, fundamental analysis, and derivatives trading, all specifically tailored to the unique conditions, regulations, and opportunities within the Indian market.

The curriculum covers everything from basic market terminology to advanced techniques in equity valuation, derivatives strategies, and portfolio management. Participants will gain a deep understanding of Indian exchanges like NSE and BSE, key market indices such as Nifty and Sensex, the regulatory landscape governed by SEBI guidelines, and sector-specific analyses relevant to the Indian economy.

This program is ideal for a diverse audience, including students in professional courses, recent graduates seeking market insights, employed individuals looking to understand Indian markets, and anyone aspiring to build a career in the Indian financial services sector.

## COURSE OBJECTIVES

- **In-depth Market Knowledge:** A thorough understanding of Indian stock markets, exchanges, and regulations.
- **Tri-Faceted Analysis Proficiency:** Mastery in technical, fundamental, and derivative analysis.
- **Professional Skill Development:** Enhanced abilities for a successful career in the Indian financial services sector.
- **Hands-On Practical Experience:** Application of real-world examples and case studies specific to the Indian market.
- **Career Preparation:** Comprehensive preparation for various roles within the Indian financial industry.
- **Investment Expertise:** Cultivated skills for making informed personal and professional investment decisions.

# COURSE DELIVERY FORMATS

BIGANTO NOVA offers three adaptable learning formats to suit diverse learning styles and schedules:


## LIVE BATCH TRAINING

- Interactive sessions with live Indian market analysis
- Real-time NSE/BSE market discussions and stock analysis
- Direct mentorship from Indian market experts
- Real-time Q&A and group discussions
- Opportunities for peer learning and networking
- Immediate doubt clarification
- ₹24,999 + GST + ₹500 Registration
- Duration- 1 Month + 15 Days Live Trading

## RECORDED VIDEO LECTURES

- Self-paced learning for your convenience
- Access to a comprehensive video library
- Ability to replay videos multiple times for enhanced understanding
- Mobile-friendly platform for on-the-go learning
- Lifetime access to course materials
- Progress tracking and module completion certificates
- ₹2,499 + GST + ₹500 Registration
- 6 Months Access to recorded lectures

## ONE-TO-ONE MENTORSHIP

- Personalized coaching from industry experts
  - Individual portfolio analysis and stock selection
  - Customized learning for Indian financial career goals
  - Flexible scheduling based on your availability
  - Direct mentor support for trading decisions
  - ₹39,999 + GST + ₹500 Registration
  - Duration: 1 Month + 15 Days Personal Mentorship
- 

# COURSE MODULES

## MODULE 1: Technical Analysis & Chart Patterns

### TECHNICAL ANALYSIS FOUNDATIONS:

- Introduction to Technical Analysis
- Technical vs. Fundamental Analysis
- Dow Theory & Seven Trading Principles
- Strengths & Weaknesses of Technical Analysis


### CHART ANALYSIS:

- Types of Charts: Line, Bar, Candlestick, Kagi, P&F, Renko
- Trendlines & Trend Analysis
- Support & Resistance Analysis
- Market Structure: Uptrends, Downtrends, Ranges

### CANDLESTICK PATTERNS:

- Single Patterns: Doji, Hammer, Shooting Star, Marubozu
- Double Patterns: Engulfing, Harami, Piercing Line
- Triple Patterns: Morning Star, Evening Star, Three Soldiers
- Five Candlestick Patterns: Rising/Falling Three Methods

### CHART PATTERNS:

- Head & Shoulders, Double Tops/Bottoms
  - Triangles, Flags, Pennants, Wedges
  - Cup & Handle, Rectangles, Triple Patterns
  - Gaps Analysis & Gap Trading Strategies
- 



# COURSE MODULES

## MODULE 2: Technical Indicators & Oscillators

### MOVING AVERAGES:

- Simple Moving Average & Exponential Moving Average
- Moving Average Crossover Signals
- Support & Resistance from Moving Averages
- Multiple Moving Average Systems


### MOMENTUM INDICATORS:

- MACD: Calculation, Signals & Divergences
- RSI: Momentum Analysis & Overbought/Oversold Levels
- Stochastic: Fast vs. Slow Stochastic Signals
- Williams %R & Money Flow Index

### ADVANCED INDICATORS:

- Bollinger Bands & Volatility Analysis
- On-Balance Volume & Volume Analysis
- Leading vs. Lagging Indicators
- Custom Indicator Combinations

### PATTERN RECOGNITION:

- Elliott Wave Theory Basics
  - Fibonacci Numbers & Retracements
  - N&M Theory Applications
  - Option Strategies using Technical Analysis
- 

# COURSE MODULES

## MODULE 3: Fundamental Analysis & Equity Research

### FUNDAMENTAL ANALYSIS FOUNDATIONS:

- Introduction to Fundamental Analysis & Equity Research
- Porter's Five Forces Analysis
- SWOT Analysis for Companies
- Factors Affecting Fundamental Analysis


### FINANCIAL STATEMENT ANALYSIS:

- Balance Sheet Analysis & Key Components
- Income Statement & Profit Analysis
- Cash Flow Statement & Cash Generation
- Annual Report Analysis & Important Sections

### RATIO ANALYSIS:

- Profitability Ratios & Performance Metrics
- Liquidity Ratios & Short-term Analysis
- Leverage Ratios & Financial Health
- Efficiency Ratios & Operational Analysis

### EQUITY VALUATION:

- Introduction to Valuation Methods
  - Risk-Return Concept & Cost of Capital
  - DCF Method & Free Cash Flow Analysis
  - DDM Method & Dividend Analysis
  - Relative Valuation & Peer Comparison
- 

# COURSE MODULES

## MODULE 4: Derivatives & Index Analysis

### INDIAN DERIVATIVES MARKET:

- Introduction to Derivatives Market
- Forward vs. Future Contracts
- Indian Derivatives Market Structure
- NSE & BSE Derivatives Trading

### INDEX UNDERSTANDING:

- Major Indian Exchanges: NSE, BSE
- Index Construction: Nifty, Sensex, Bank Nifty
- Market Cap Weighted vs. Free Float Index
- Economic Significance of Index Movements

### OPTIONS & FUTURES:

- Future Contracts & Stock Futures
- Options Trading: Calls & Puts
- Option Greeks & Risk Management
- Hedging Strategies: Long & Short Hedges

### ADVANCED DERIVATIVES:

- Arbitrage & Inter-Exchange Arbitrage
- Portfolio Hedging using Derivatives
- Clearing & Settlement Mechanisms
- Margin Requirements & Risk Management

### LIVE TRADING APPLICATION:

- Real-time Indian Market Analysis
- Stock Selection & Portfolio Building
- Risk Management in Indian Markets
- Performance Tracking (15 Days)

# COURSE LEARNING OUTCOMES

Upon completion of the course, the students would be awarded with a completion certificate.

## LEARNING OUTCOMES:

- **Master Technical Analysis:** Develop professional chart-reading skills, identify crucial patterns, and utilize advanced indicators across various timeframes for precise stock selection and optimal timing.
- **Achieve Fundamental Analysis Expertise:** Cultivate the ability to evaluate financial statements, perform company valuations, and conduct sector comparisons to make well-informed investment decisions.
- **Acquire Derivatives Knowledge:** Gain practical understanding of Indian options and futures, including essential risk management, hedging techniques, and portfolio optimization strategies.
- **Specialize in the Indian Market:** Understand the operations of NSE/BSE, navigate SEBI regulations, analyze sector-wise trends, and identify key economic factors influencing the Indian markets.

## LEARNING OUTCOMES:

- **Financial Services & Advisory:** This area includes roles like Equity Research Analyst, Investment Advisor, Portfolio Manager, and Financial Planner.
  - **Banking & Investment Management:** Professionals in this field can pursue careers as Investment Banking Analysts, Mutual Fund Managers, Private Wealth Managers, or Credit Analysts.
  - **Independent & Entrepreneurial Opportunities:** For those seeking autonomy, options include Independent Stock Trader, Investment Consultant, Financial Blogger/Educator, or Sub-broker/Distributor.
  - **Corporate Finance & Risk Roles:** Within corporations, roles such as Corporate Finance Executive, Treasury Manager, Risk Management Analyst, and Financial Controller are available.
- 




# WHO WILL BENEFIT FROM THIS COURSE?

Our program is designed for a diverse audience, including:

## PRIMARY BENEFICIARIES:

- **Students:** Those enrolled in professional courses like CA, CFA, MBA, and B.Com, as well as fresh graduates looking to build a foundation in capital markets.
- **Working Professionals:** Individuals seeking to deepen their understanding of Indian financial markets or those looking to transition into financial services.

## SPECIFIC CATEGORIES:

- **Academics:** Students of Commerce and Economics.
  - **Financial Professionals:** Banking and insurance professionals aiming to enhance their market knowledge and investment skills.
  - **Tech Professionals:** IT professionals interested in exploring fintech career opportunities.
  - **Entrepreneurs:** Individuals planning investment-related ventures.
  - **General Public:** Anyone interested in acquiring personal investment knowledge.
- 

# COURSE FEATURES

---

- **Completion Certificate:** After successful completion of the course, a certification would be provided to the student.
  - **Progressive Video-Based Learning:** Access in-depth video lessons
  - **Indian Market Expertise:** Gain in-depth knowledge of NSE/BSE operations, SEBI regulations, and conduct sector-wise analysis, complemented by real-world Indian market case studies.
  - **Applied Technical & Fundamental Analysis:** Master charting, indicators, and financial statement evaluation, with practical application to the Indian market.
  - **Derivatives & Trading Strategies:** Learn options, futures, and effective risk management strategies specifically tailored for Indian market conditions.
  - **Career Advancement:** Benefit from certification, industry-standard methodologies, networking opportunities, and dedicated career guidance to foster professional growth.
  - **Three Flexible Learning Formats:** Choose from Live Batches, Recorded Lectures, or personalized One-to-One Mentorship.
  - **Flexible Scheduling:** Select the format that best suits your lifestyle and learning preferences.
  - **Professional Mentorship:** Receive expert guidance across all learning formats.
  - **Hands-On Practice:** Engage in real-world trading scenarios and multi-platform training.
- 

# COURSE DETAILS

---

- **Batch Sessions:**

**₹24,999 + GST + ₹500 Registration**  
**1 Month + 15 Days Live Trading**

- **Recorded Sessions:**

**₹2,499 + GST + ₹500 Registration**  
**6 Months Access**

- **1-on-1 Sessions:**

**₹39,999 + GST + ₹500 Registration**  
**1 Month + 15 Days Personal Mentorship**

“BIGANTO NOVA offers comprehensive education specifically designed for the Indian financial sector. Develop your career in India's expanding financial services industry by acquiring thorough market knowledge and practical skills.

Disclaimer- This educational program on Indian capital markets is for learning purposes only. Investing in the stock market carries significant risks and may not be appropriate for everyone. While BIGANTO offers education and training, it cannot assure specific investment results. All prospective students must acknowledge and accept these inherent risks before enrolling.



✉ [info@biganto.org](mailto:info@biganto.org)  
☎ +917738202795  
🌐 [www.biganto.org](http://www.biganto.org)

📍 Plot- 27/28, Phase IV,  
Udyog Vihar, Sector 18,  
Gurugram, Haryana 122001